

SUCTION HATCH FOR SUCTION ANCHOR INSTALLATION / RETRIEVAL

SubseaDesign suction hatches are highly efficient during the subsea operation. It is supplied prepared for welding into suction anchor top..

It can also be delivered with integrated suction stab receptacle.

FEATURES AND BENEFITS

- ✓ ROV friendly operation
- ✓ Integrated locking mechanism
- ✓ Sealing arrangement accepts both suction and overpressure
- ✓ Compact design



Hatch with integrated stab receptacle and electrical strapping for long term service

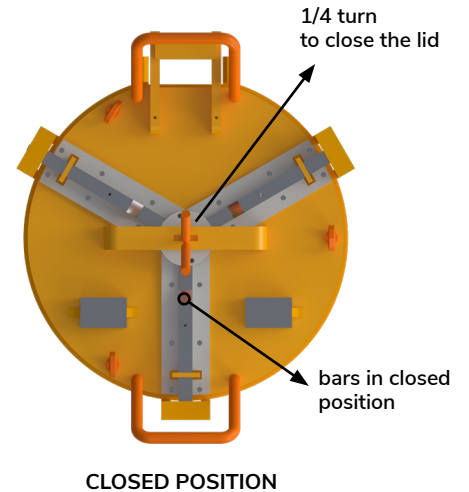
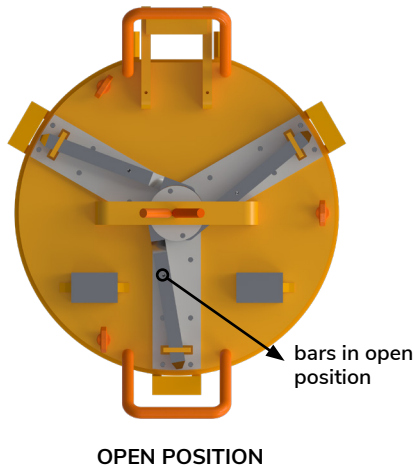

INTERFACES

- ✓ Prepared for welding into suction anchor top
- ✓ Can be delivered with pipe outlet to interface with suction system
- ✓ Can be delivered with integrated suction stab receptacle
- ✓ Can be delivered with temporary bottom to allow for pressure testing after welding into suction anchor
- ✓ Can be delivered with anodes to protect hatch for the service life
- ✓ Delivered with electrical strapping

SUCTION HATCH with loose lid 610 MM, 12 BAR, SD004-RXD-4200




Template during installation with SubseaDesign delivered suction hatches



HOW IT WORKS

During installation the hatch lid is not installed. After suction anchor landing and self-penetration, the lid will be lowered into place using the vessel crane wire. Once the lid is in place the ROV turns the handle and activates the locking mechanism. During suction anchor retrieval the ROV connects the crane wire and opens the locking mechanism. The lid is then removed.



can also be delivered with parking receptacle

TECHNICAL DATA

Design code	ISO 13628
Size	610 mm
Height	814 mm
Width	883 mm
Length	883 mm
Weight	300 kg
Design suction pressure	12 bar
Design over pressure	12 bar
Max. water depth	No limitation
Lifetime	25 years
Coating	Typical Norsok system 7, or as required

visit product page

