

SUCTION HATCH FOR SUCTION ANCHOR INSTALLATION / RETRIEVAL

SubseaDesign suction hatches are highly efficient during the subsea operation. It is supplied prepared for welding into suction anchor top and can be delivered with pipe outlet to interface with a suction system.

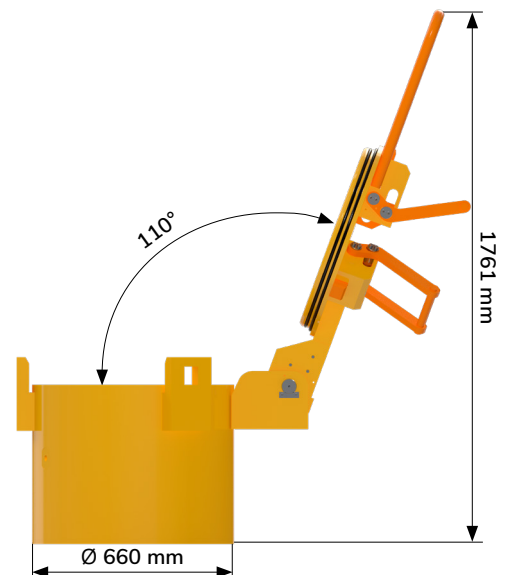
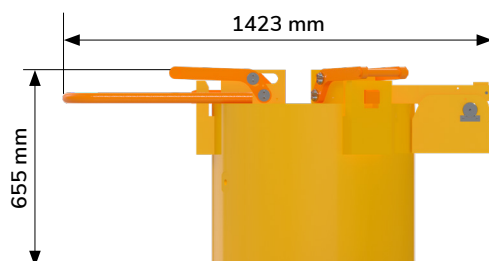
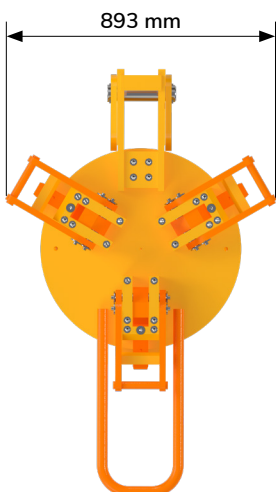
It can also be delivered with integrated suction stab receptacle.

FEATURES AND BENEFITS

- ✓ ROV friendly operation
- ✓ Integrated locking mechanism
- ✓ Sealing arrangement accepts both suction and overpressure
- ✓ Compact design

INTERFACES

- ✓ Prepared for welding into suction anchor top
- ✓ Can be delivered with pipe outlet to interface with suction system
- ✓ Can be delivered with integrated suction stab receptacle
- ✓ Can be delivered with anodes to protect hatch for the service life
- ✓ Delivered with electrical strapping

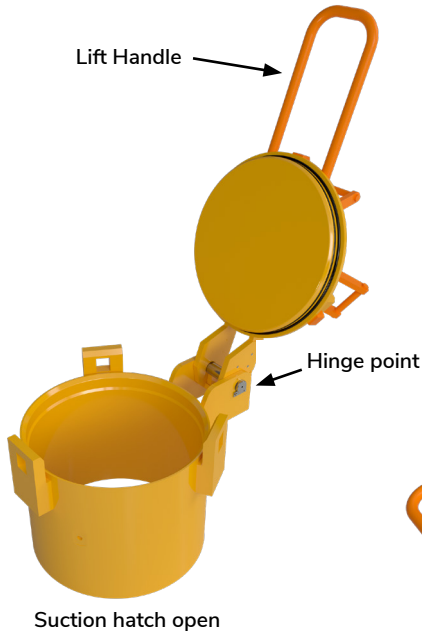



SUCTION HATCH

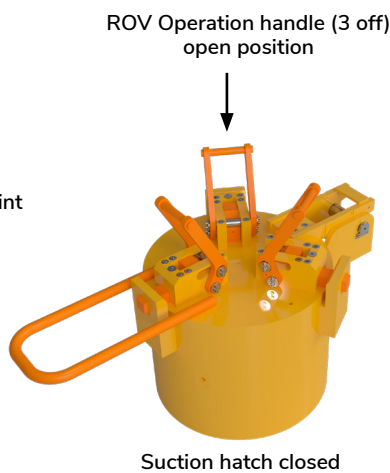
660 MM, 6 BAR, SD004-RXF-1503



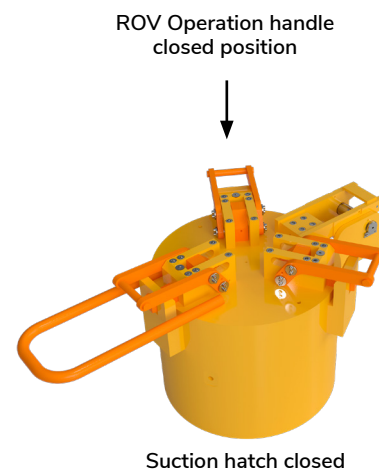
Template during installation with SubseaDesign delivered suction hatches



Suction hatch open



Suction hatch closed



Suction hatch closed

HOW IT WORKS

During installation, the hatch is secured in opened position. After suction anchor landing and self-penetration, the ROV will remove the securing mechanism. The hatch then closes by freefalling. The ROV will operate the handles to closed position.

During suction anchor retrieval the suction hatch will be opened when the suction anchor is ready to be lifted out of the ground. The operation handles will be released, and the hatch is rotated with the assistance of a lift wire to surface.

TECHNICAL DATA

Design code	ISO 13628
Pipe size	660 mm diameter
Height (open)	655 (1761) mm
Width	893 mm
Length	1423 mm
Weight	493 Kg
Pressure rating	6 bar
Max. water depth	No limitation
Coating	Typical Norsok system 7, or as required

visit product page

